




BADGER 4600



TECHNICAL SPECIFICATIONS

QUICK LINKS



See the BADGER in action on Youtube

[SEE IT IN 360° 3D](#)

[SEE FINANCING OPTIONS](#)

[GET A QUOTE](#)

 www.CNCfactory.com

 [714-581-5999](tel:714-581-5999)


 sales@cncfactory.com


5G Inclusions:

- Front & end trimming
- Top & bottom cutting
- Corner-rounding
- Top & bottom rough & fine scraping
- Liquid cleaning & buffing
- PLC touchscreen interface
- Built-in heater for preheating for optimum glue penetration
- 2-liter pellet glue pot – customizable heat system to match glue manufacturer settings
- LED interior lighting
- Independent motor controls on each of the rollers, cutters, scrapers and buffing wheels for easy & custom maneuvering

Support & Warranty

- 2-year machine support
- 18-month parts and components warranty
- 5-year advanced exchange program
- CNC University training





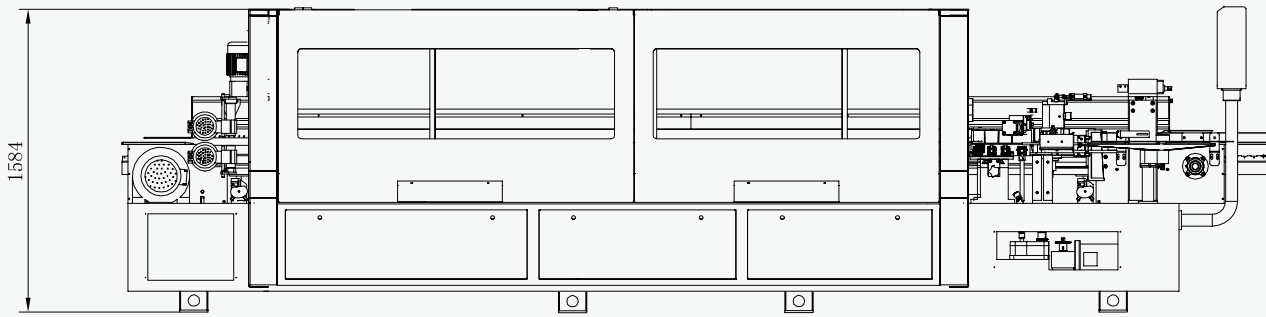
FOR PRICING
 & ILLUSTRATED
 FEATURES
DOWNLOAD
 THE FULL
BROCHURE

TECHNICAL SPECS

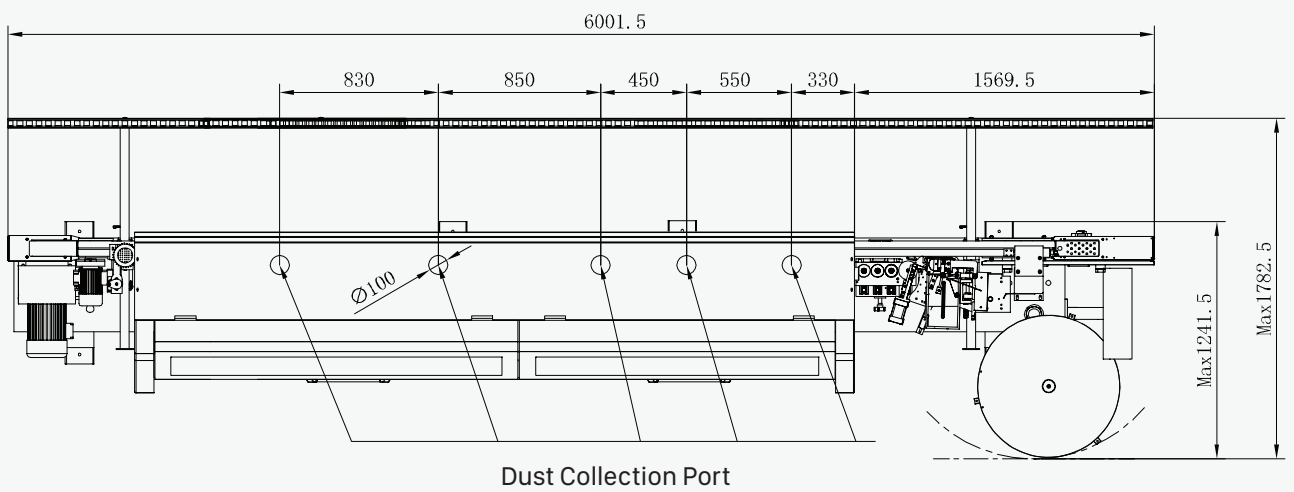
Controller	Digital front screen controls
Feed System	Track feed 40 Ft/Min. with digital feed rate over-ride
Tape Thickness	0.4mm to 3mm
Top/Bottom Fine Trim:	Dual H.F. motors with 6 wing insert cutters
Front/End Trim:	Dual independent H.F. Cutters
Pressure Rollers:	3 independent material pressure rollers with on board adjustments
Scraper:	Top and bottom edge scrapping controllable at monitor
Buffing:	Dual buffing motors with 6" buffing wheels controllable at monitor
Heating:	Pellet glue 180 - 220 degrees. 2 Liter glue tank capacity.
Panel Size:	3/8" min. to 1 15/16" Max Thickness. Min. Width: 3 1/2" Min. Length 4.75"

FOOTPRINT

Units are in Millimeters



Front Elevation



Floor Plan

MECHANICAL/ELECTRICAL INSTALLATION

- Power:**
- 208-240 volts, 3 phase. 30amps.
 - 208-240 volts, single phase. 35amps.
- Air Pressure:** 8 bar, 120 psi, 9 cfm
- Dust Collection:** 5.5kw + 3500 cfm

UPGRADE OPTIONS

Production Upgrades:

- Pre-Mill Station

Sometimes, when cutting pieces for edgebanding, the thickness of the edgebanding tape is not calculated and this creates gaps during installation. The Pre-mill station tapers off a layer of the material that is equal to the thickness of the edge banding tape. As a result, your final edge banded material will have the same size as the original material you fed into the machine. The pre-mill also cleans up rough edges if you cut your parts with a table saw. Adding a pre-mill station upgrades your model into a Badger 4800.

Plug & Play Upgrades:

- Return Conveyor

It's designed to easily connect to a return conveyor, which brings back edge banded material as long as 100" (8 feet), back to the operator for non-stop edgebanding.

INSTALLATION

Installation, when purchased, will be performed by a CNC Factory-trained service technician or Certified Dealer Technician. Installation is to be understood as the assembly of the machine to the "ready to run" state. It does not include floor, masonry work, machine leveling, the running of electrical, pneumatic or dust extraction services to the site. Training will be on the machine operations only. Software training, if any, can be done before or after installation by CNC Factory University training services. Training will be conducted on site by the service technician after installation has been completed.

- Options:**
- 1-day on-site installation and training by certified CNC Factory technician. Flat rate for any location in the continental USA. Inclusive of travel & incidental expenses.